

Cherish  Challenge

Curriculum and Learning Evening

Year 3


2024



Welcome to Year 3

- Staff
- Mrs Buchan – 3B
- Mrs Barker & Mrs Friend 3BF

The School Website



Guidance for parents

- Behaviour
- Curriculum Information
- Assessment



Trick Box



Accept
This is what's going on.
This is how I feel.

Be
I want it to be better.

Choose
What can I choose to do?

Do
Do it.

Autumn 1 Week 2: Mirror Mirror Week 3: Big Voice Week 4: Stand as if	Autumn 2 Week 2: Stand Tall Week 3: Magic Circle
Spring 1 Week 2: Breathing Colour Week 3: Sunny Side Week 4: Signal Change	Spring 2 Week 2: Floating Cloud Week 3: Big No
Summer 1 Week 2: Win-Win Week 3: Light Bulb Week 4: Ask How	Summer 2 Week 2: Free Flow Week 3: Big Yes

A large black stick figure is positioned on the right side of the curriculum grid, pointing towards the text boxes.

Writing

- Talk for Writing:
- - Hook and cold write
- - Imitate
- - Innovate
- - Independent



End of Year Expectations for Year 3

End of KS1 skills

demarcating most sentences with:	capital letters and full stops
and with use of:	question marks.
using present and past tense mostly correctly and consistently	

Year 3 Working at	Use conjunctions (e.g. when, before, after, while, so, because),
	Use adverbs (e.g. then, next, soon, therefore), or prepositions (e.g. before very long, after the meal)
	Begin to use inverted commas to punctuate direct speech
	Choose some words or phrases showing an awareness of the reader
	Identify and use expanded noun phrases
	Use a wider range of conjunctions (e.g. when, if, because, although, however)
	Spell of the days of the week and months of the year
	Spell homophones (e.g. accept/except)
	Spell words with the prefixes dis-, mis-, in-, and im-
	Use verbs with irregular tense changes (e.g. go/went)
	Spell words ending in -tion, and -sion
	Begin to organise ideas in sections or paragraphs
	Use headings and sub-headings to organise information
	Use the main features of your selected genre
	Openings and closings are signalled in a range of writing
Plan writing thinking about structure, vocabulary and grammar	
Evaluate and edit your own writing	
Draft and write by composing and rehearsing sentences orally (including dialogue)	

Reaching GDS in Y3 is linked to vocabulary choices (reading), controlling their grammatical features (tenses, wider range of punctuation) and a greater awareness of their audience.

Other expectations

Handwriting


- Starting to consistently join
- Pens/ pencils

Spellings

- Using their phonics knowledge to spell words
- LW for first term as a bridge to KS1 to KS2

Non-negotiables

- Capital letters (start of sentences, proper nouns)
- Full stops or variation of i.e. ?!
- Some aspects of joined handwriting



Reading more can help to improve your writing by **improving your vocabulary, grammar, and writing structure skills..**

Reading

- - PM Benchmarking as a baseline which assesses word recognition, comprehension and prosody
- - Selecting reading books
- - The teaching of reading in school – Phonics, VIPERS, Guided Reading, Little Wandle
- - What you can do at home ...

Maths

- White Rose Scheme
- End of term assessments
- Mental maths
- Chillies
- Times Table Rockstars
- What you can do at home?

Autumn term	Number Place value VIEW	Number Addition and subtraction VIEW	Number Multiplication and division A VIEW			
Spring term	Number Multiplication and division B VIEW	Measurement Length and perimeter VIEW	Number Fractions A VIEW	Measurement Mass and capacity VIEW		
Summer term	Number Fractions B VIEW	Measurement Money VIEW	Measurement Time VIEW	Geometry Shape VIEW	Statistics VIEW	Consolidation

Key Instant Recall Facts (KIRFs)

Know number bonds to 20

I know the 2 times table (\times and \div)

Know doubles and halves of numbers up to 10

I know the 10 times table (\times and \div)

I know the 5 times table (\times and \div)

I can tell the time to the nearest $\frac{1}{4}$ s and half past minutes

I know number bonds for each number up to 20

I know the 3, 4 and 8 times table (\times and \div)

Consolidate 3,4,5,8x tables

I can tell the time to the nearest 5 minute

I know halves and doubles of all numbers up to 20 (e.g. double $10=20$ Half of $9=18$)




Homework

- Choose 2 tasks each week to complete.
- Colour in and write the date in once you have done them.
- Hand the homework book in every Monday morning for your teacher to see.

English	Maths	Other									
<p>These sentences are boring. Add some words to make them more interesting. <i>The man sat in the boat. It was cloudy. He could see lightning.</i> Write your new sentences into the homework book.</p> <p>Date: _____</p>	<p>Learn your 3 x table. Ask an adult to test you on them asking questions in a random order.</p> <p>https://www.topmarks.co.uk/maths-games/hit-the-button</p> <p>Date: _____</p>	<p>What tools did the Stone Age people use to help them hunt, gather and live? Use this website to research one tool that they used. https://kidzfeed.com/stone-age-tools/ Make the tool using paper, card, string or draw a design for the tool labelling what you would have used. Take a picture and stick it into your homework book! Keep the tool at home to remind you of what you have learned.</p> <p>Date: _____</p>									
<p>Choose a book you have read and design a new front cover. Think about:</p> <ul style="list-style-type: none"> - The character - The setting - Include the title and author - Hint at what the story is about <p>Date: _____</p>	<p>Using the four operations (+ - x ÷) and the numbers below, how many different ways can you find to make 24?</p> <table border="1" style="margin-left: auto; margin-right: auto;"> <tr><td>9</td><td>4</td><td>7</td></tr> <tr><td>12</td><td>13</td><td>3</td></tr> <tr><td>18</td><td>2</td><td>6</td></tr> </table> <p>Date: _____</p>	9	4	7	12	13	3	18	2	6	<p>Use the website below to do research on an animal of your choice, finding out about its diet. Remember to work with an adult when using the internet. https://www.ducksters.com/animals.php</p> <ul style="list-style-type: none"> • What does it eat? • Does it hunt for its food? • Is it an omnivore, herbivore or carnivore? <p>Record your findings in the homework book.</p> <p>Date: _____</p>
9	4	7									
12	13	3									
18	2	6									
<p>Create a poster to explain what nouns, verbs, adjectives and adverbs are to a child in Year 2.</p> <p>Date: _____</p>	<p>Log into www.rockstars.com and use it to practice your times tables for 20 minutes.</p> <p>Date: _____</p>	<p>Use a dictionary to write an explanation in your homework book of what each of these words mean: chronological, archaeologist, prehistoric, tribe, agriculture, settlement. Challenge: use each of the words in a sentence.</p> <p>Date: _____</p>									
<p>Choose a game that you play. Write a set of instructions explaining how to play the game. Remember to give details, use imperatives (bossy verbs) and put the instructions in the right order.</p> <p>Date: _____</p>	<p>Learn your 4 x table. Ask an adult to test you on them asking questions in a random order.</p> <p>https://www.topmarks.co.uk/maths-games/hit-the-button</p> <p>Date: _____</p>	<p>Do something for nothing. Can you do something kind for someone else? For example, make them a cup of tea, read a story to a sibling, do a litter pick.</p> <p>Date: _____</p>									

Children are expected to read to an adult at home everyday. Please record this in their reading records.



English	Maths	Other									
<p>These sentences are boring. Add some words to make them more interesting. <i>The man sat in the boat. It was cloudy. He could see lightning.</i> Write your new sentences into the homework book.</p>  <p>Date: _____</p>	<p>Learn your <u>3 x</u> table. Ask an adult to test you on them asking questions in a random order.</p> <p>https://www.topmarks.co.uk/maths-games/hit-the-button</p> <p>Date: _____</p>	<p>What tools did the Stone Age people use to help them hunt, gather and live? Use this website to research one tool that they used. https://kidzfeed.com/stone-age-tools/ Make the tool using paper, card, string or draw a design for the tool labelling what you would have used. Take a picture and stick it into your homework book! Keep the tool at home to remind you of what you have learned.</p> <p>Date: _____</p>									
<p>Choose a book you have read and design a new front cover. Think about:</p> <ul style="list-style-type: none"> - The character - The setting - Include the title and author - Hint at what the story is about - <p>Date: _____</p>	<p>Using the four operations (+ - x ÷) and the numbers below, how many different ways can you find to make 24?</p> <table border="1" data-bbox="871 554 1035 725"> <tr><td>9</td><td>4</td><td>7</td></tr> <tr><td>12</td><td>13</td><td>3</td></tr> <tr><td>18</td><td>2</td><td>6</td></tr> </table> <p>Date: _____</p>	9	4	7	12	13	3	18	2	6	<p>Use the website below to do research an animal of your choice, finding out about its diet. Remember to work with an adult when using the internet. https://www.ducksters.com/animals.php</p> <ul style="list-style-type: none"> • What does it eat? • Does it hunt for its food? • Is it an omnivore, herbivore or carnivore? <p>Record your findings in the homework book.</p> <p>Date: _____</p>
9	4	7									
12	13	3									
18	2	6									
<p>Create a poster to explain what nouns, verbs, adjectives and adverbs are to a child in Year 2.</p> <p>Date: _____</p>	<p>Log into <u>TTRockstars</u> and use it to practice your times tables for 20 minutes.</p> <p>Date: _____</p>	<p>Use a dictionary to write an explanation in your homework book of what each of these words mean: chronological, archaeologist, prehistoric, tribe, agriculture, settlement. Challenge: use each of the words in a sentence.</p> <p>Date: _____</p>									
<p>Choose a game that you play. Write a set of instructions explaining how to play the game. Remember to give details, use imperatives (bossy verbs) and put the instructions in the right order.</p> <p>Date: _____</p>	<p>Learn your <u>4 x</u> table. Ask an adult to test you on them asking questions in a random order.</p> <p>https://www.topmarks.co.uk/maths-games/hit-the-button</p> <p>Date: _____</p>	<p>Do something for nothing Can you do something kind for someone else? For example, make them a cup of tea, read a story to a sibling, do a litter pick.</p> <p>Date: _____</p>									



PE Days

- Indoor PE – Taught by Class teachers on Monday
- Outdoor PE – Taught by Planet Soccer on a Wednesday

- PE Kit





Online Safety

- User agreement
- Homework using the internet
- Parental controls and school controls
- Do you have different rules online to real life?
- Conversation starters...
- Screen time
- Games and PEGI ratings






Topics



Stone Age to Iron Age
Romans
Water
Brazil &
South America





Trips and events

Butser Ancient Farm - Tuesday 15th October

Roman Day - Thursday 16th January

Star Wars Day - Friday 2nd May

Beach Trip - Friday 27th June





Parents

- Parental help
- DBS checks
- Friends of BJS
- Healthy snacks
- Medication



Contact Details

afriend@busbridge-junior.surrey.sch.uk

sbuchan@busbridge-junior.surrey.sch.uk

rbarker@busbridge-junior.surrey.sch.uk

admin@busbridge-junior.surrey.sch.uk

Equipment
plea



Thank you!